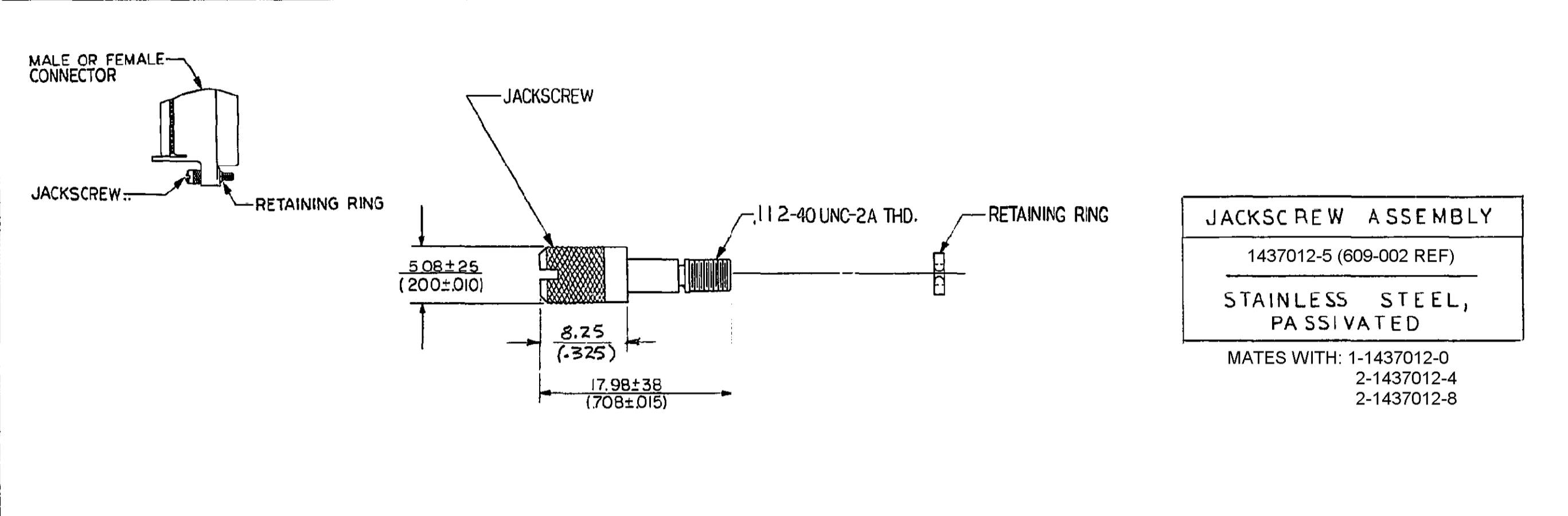
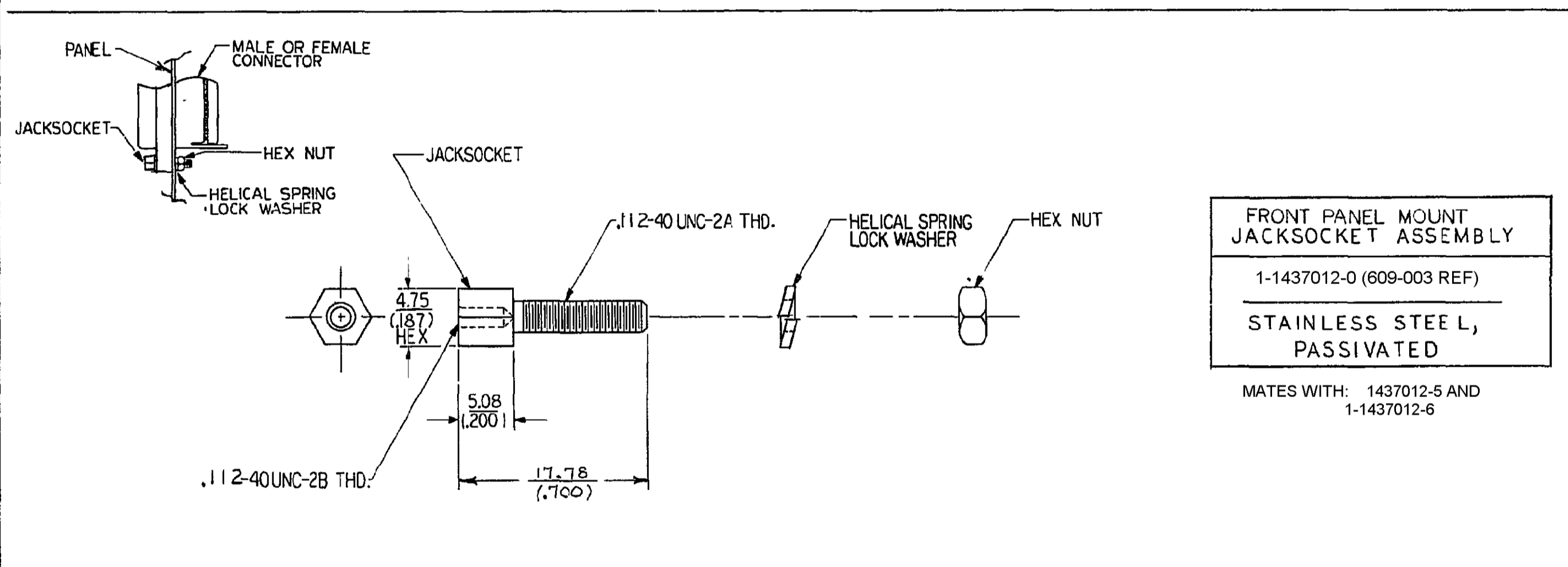


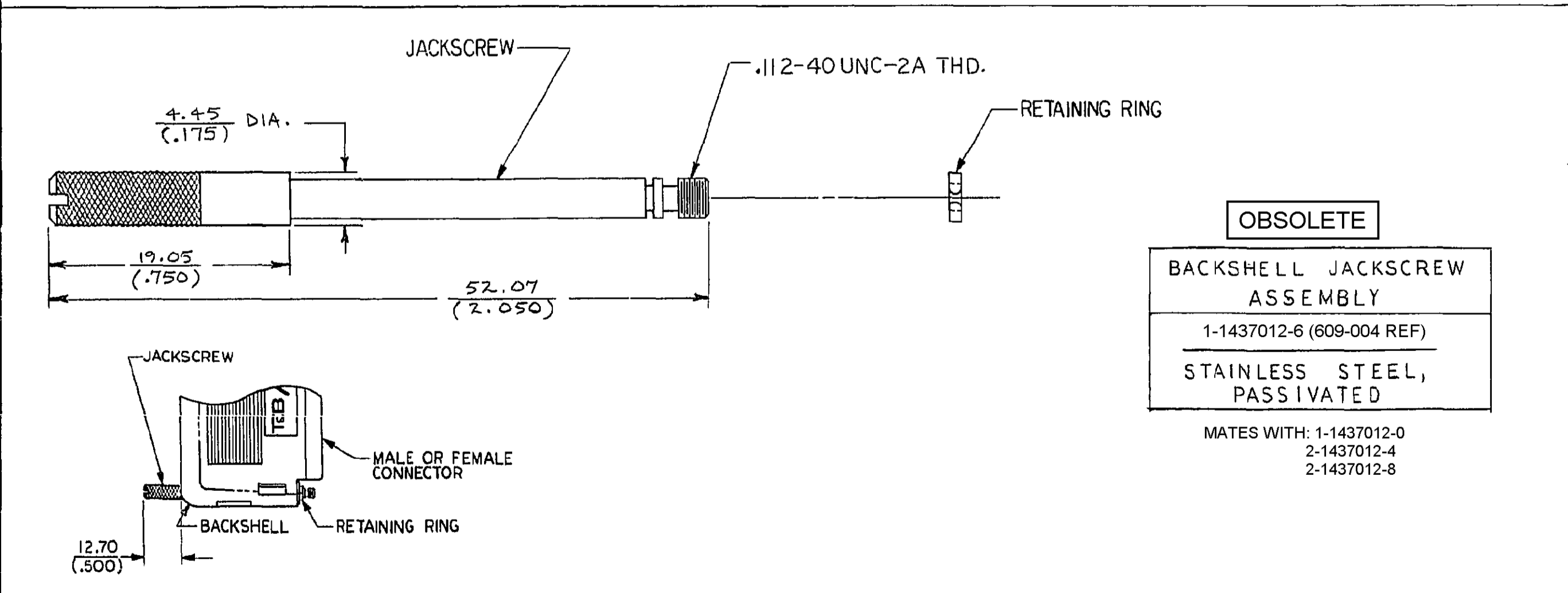
This document involves proprietary design rights of T & B/Analog Corporation, and all design, manufacturing, reproduction, use and sale rights regarding the same are expressly reserved. It is submitted for a specific purpose and the recipient, by accepting this document, assumes custody and control and agrees to take reasonable precautions (a) that this document will not be copied and reproduced in whole or in part, nor its contents revealed in any manner or to any person except to meet the purpose for which it was delivered and (b) that any special features peculiar to this design will not be incorporated in other projects without the expressed permission of T & B/Analog Corporation.



OBSOLETE
 SCREWLOCK ASSEMBLY
 1-1437012-1 (609-001 REF)
 STAINLESS STEEL,
 PASSIVATED



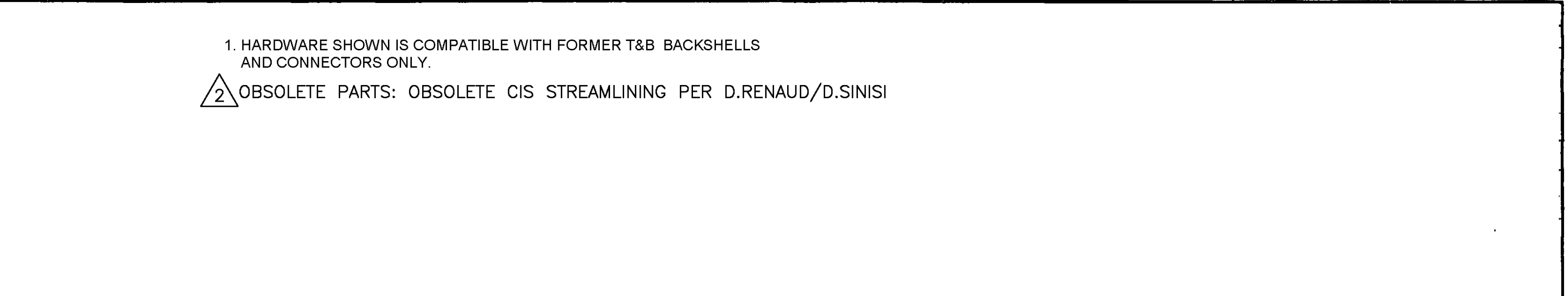
OBSOLETE
 JACKSCREW ASSEMBLY
 1437012-5 (609-002 REF)
 STAINLESS STEEL,
 PASSIVATED
 MATES WITH: 1-1437012-0
 2-1437012-4
 2-1437012-8



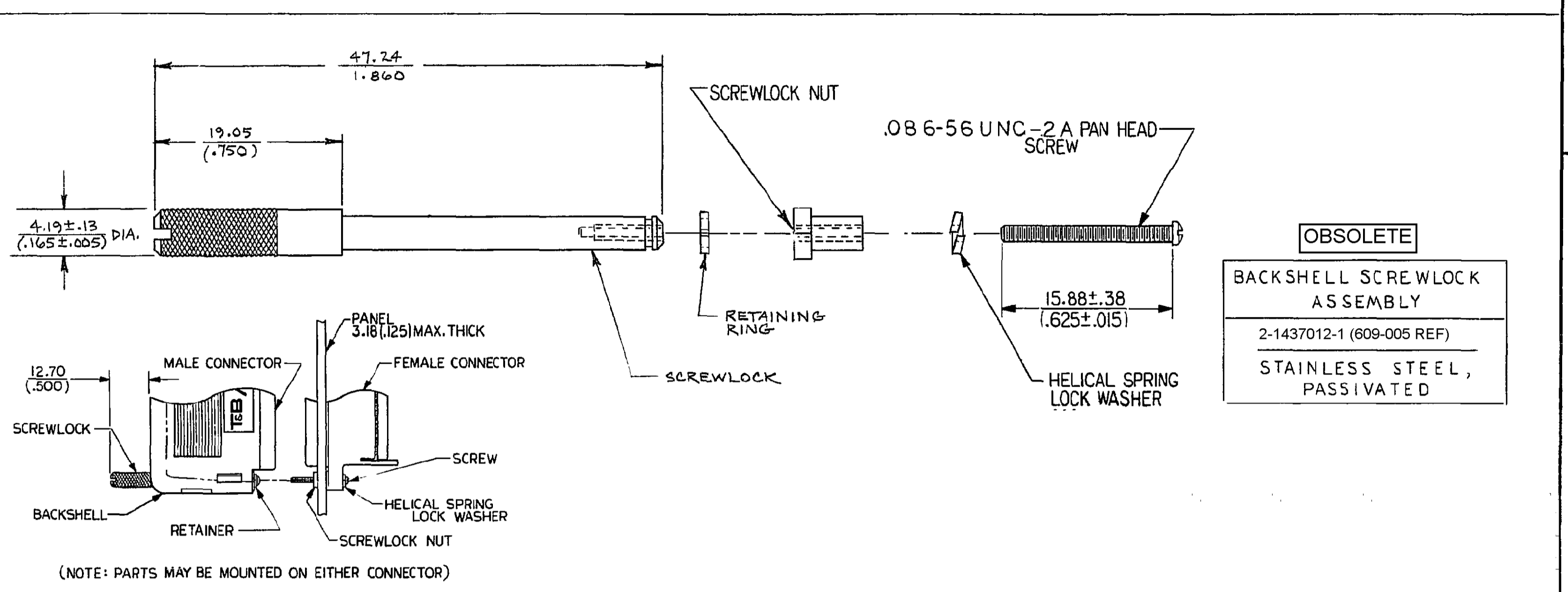
OBSOLETE
 FRONT PANEL MOUNT
 JACKSOCKET ASSEMBLY
 1-1437012-0 (609-003 REF)
 STAINLESS STEEL,
 PASSIVATED
 MATES WITH: 1437012-5 AND
 1-1437012-6



OBSOLETE
 BACKSHELL JACKSCREW
 ASSEMBLY
 1-1437012-6 (609-004 REF)
 STAINLESS STEEL,
 PASSIVATED
 MATES WITH: 1-1437012-0
 2-1437012-4
 2-1437012-8



OBSOLETE
 BACKSHELL SCREWLOCK
 ASSEMBLY
 2-1437012-1 (609-005 REF)
 STAINLESS STEEL,
 PASSIVATED



OBSOLETE
 REAR PANEL MOUNT
 JACKSOCKET ASSEMBLY
 PART NO. T & B REF
 2-1437012-4 609-006-1
 2-1437012-8 609-007-1
 STAINLESS STEEL, PASSIVATED
 MATES WITH: 1437012-5 AND
 1-1437012-6

CAT #S	"A"	PANEL THICKNESS	USED WITH
2-1437012-8	2.16 [.085]	2.36 - 3.18 [.093] - [1.20]	PLASTIC OR METAL SHELL CONNECTOR
2-1437012-4	1.27 [.050]	1.57 [.062]	PLASTIC OR METAL SHELL CONNECTOR

FIND NO.	QTY REQD	CODE IDENT	PART NO.	DESCRIPTION	ZONE
LIST OF MATERIALS					
				DRAWN	
				CHECKED	
				APPROVED	//
				APPROVED	//
				APPROVED	//
				APPROVED	//
				APPROVED	//
TITLE				D CONNECTOR MOUNTING ACCESSORY HARDWARE	
SIZE CODE IDENT NO. NUMBER				REV.	
D 15912				1437012-1 P	
SCALE				Customer Drawing SHEET OF	

UNLESS OTHERWISE SPECIFIED, DIMENSIONS ARE IN M.M.(INCHES)
 TOLERANCES —
 FRACTIONS =
 ANGLES =
 DECIMALS .XX (.XXX) ±
 X (.XX) ±

THIRD ANGLE PROJECTION

REVISION RECORD
 P REVISED PER ECO-11-004835 21MAR11 RK HMR
 REV REVISION RECORD DATE DWN APVD

APPLICATION